




CLASS 6 RAIN & STORMWATER FITTINGS


11.25°	Product code	Size	Price (Rand)
	U6/BLR/11/11	110mm	R50.09
	U6/BLR/11/16	160mm	R183.10
	U6/BLR/11/20	200mm	R300.07
	U6/BLR/11/25	250mm	R520.43
	U6/BLR/11/31	315mm	R770.84
	U6/BLR/11/35	355mm	R868.63
	U6/BLR/11/40	400mm	
	U6/BLR/11/50	500mm	

22.50°	Product code	Size	Price (Rand)
	U6/BLR/22/11	110mm	R50.09
	U6/BLR/22/16	160mm	R183.10
	U6/BLR/22/20	200mm	R300.07
	U6/BLR/22/25	250mm	R520.43
	U6/BLR/22/31	315mm	R770.84
	U6/BLR/22/35	355mm	R868.63
	U6/BLR/22/40	400mm	
	U6/BLR/22/50	500mm	


45°	Product code	Size	Price (Rand)
	U6/BLR/45/11	110mm	R60.68
	U6/BLR/45/16	160mm	R230.91
	U6/BLR/45/20	200mm	R330.63
	U6/BLR/45/25	250mm	R589.36
	U6/BLR/45/31	315mm	R850.72
	U6/BLR/45/35	355mm	R1000.52
	U6/BLR/45/40	400mm	
	U6/BLR/45/50	500mm	

CLASS 6 RAIN & STORMWATER FITTINGS


CLASS 6 LONG RADIUS BEND


90°	Product code	Size	Price (Rand)
	U6/BLR/90/11	110mm	R100.13
	U6/BLR/90/16	160mm	R223.71
	U6/BLR/90/20	200mm	R578.06
	U6/BLR/90/25	250mm	R950.27
	U6/BLR/90/31	315mm	R1138.31
	U6/BLR/90/35	355mm	R1429.37
	U6/BLR/90/40	400mm	
	U6/BLR/90/50	500mm	


CL6 BENDS – SHORT RADIUS LOBSTER

11.25°	Product code	Size	Price (Rand)
	U6/BSR/11/11	110mm	R30.88
	U6/BSR/11/16	160mm	R66.17
	U6/BSR/11/20	200mm	R125.53
	U6/BSR/11/25	250mm	R220.09
	U6/BSR/11/31	315mm	R398.18
	U6/BSR/11/35	355mm	R500.17
	U6/BSR/11/40	400mm	R600.00
	U6/BSR/11/50	500mm	R1478.80

CLASS 6 RAIN & STORMWATER FITTINGS


22.50°	Product code	Size	Price (Rand)
	U6/BSR/22/11	110mm	30.88
	U6/BSR/22/16	160mm	R66.17
	U6/BSR/22/20	200mm	R125.53
	U6/BSR/22/25	250mm	R220.09
	U6/BSR/22/31	315mm	R398.18
	U6/BSR/22/35	355mm	R500.17
	U6/BSR/22/40	400mm	R600.00
	U6/BSR/22/50	500mm	R1478.80

45°	Product code	Size	Price (Rand)
	U6/BSR/45/11	110mm	R35.29
	U6/BSR/45/16	160mm	R79.39
	U6/BSR/45/20	200mm	R135.84
	U6/BSR/45/25	250mm	R260.04
	U6/BSR/45/31	315mm	R479.62
	U6/BSR/45/35	355mm	R500.81
	U6/BSR/45/40	400mm	R760.48
	U6/BSR/45/50	500mm	R1688.78


90°	Product code	Size	Price (Rand)
	U6/BSR/90/11	110mm	R40.27
	U6/BSR/90/16	160mm	R99.89
	U6/BSR/90/20	200mm	R168.14
	U6/BSR/90/25	250mm	R296.97
	U6/BSR/90/31	315mm	R590.62
	U6/BSR/90/35	355mm	R620.81
	U6/BSR/90/40	400mm	R810.16
	U6/BSR/90/50	500mm	R1800.74

CLASS 6 RAIN & STORMWATER FITTINGS


CL6 DOUBLE SOCKETS

DOUBLE SOCKET	Product code	Size	Price (Rand)
	U6/DS/11	110mm	R18.00
	U6/DS/16	160mm	R64.60
	U6/DS/20	200mm	R70.23
	U6/DS/25	250mm	R187.11
	U6/DS/31	315mm	R268.67
	U6/DS/35	355mm	R322.29
	U6/DS/40	400mm	400.17
	U6/DS/50	500mm	


CL6 ENDCAPS - FEMALE

END CAP - FEMALE	Product code	Size	Price (Rand)
	U6/EC/07	75mm	R8.75
	U6/EC/11	110mm	R12.15
	U6/EC/16	160mm	R27.63
	U6/EC/20	200mm	R66.13
	U6/EC/25	250mm	R110.02
	U6/EC/31	315mm	R220.41
	U6/EC/35	355mm	R296.02
	U6/EC/40	400mm	R315.11
	U6/EC/50	500mm	


CL6 RODDING EYES

45° RODDING EYE	Product code	Size	Price (Rand)
	U6/RE/45/11	110mm	R50.18
	U6/RE/45/16	160mm	R167.82
	U6/RE/45/20	200mm	R198.38
	U6/RE/45/25	250mm	R401.17
	U6/RE/45/31	315mm	R688.86
	U6/RE/45/35	355mm	R959.70
	U6/RE/45/40	400mm	
	U6/RE/45/50	500mm	


CLASS 6 RAIN & STORMWATER FITTINGS

90° RODDING EYE	Product code	Size	Price (Rand)
	U6/RE/90/11	110mm	R50.18
	U6/RE/90/16	160mm	R167.82
	U6/RE/90/20	200mm	R198.38
	U6/RE/90/25	250mm	R401.17
	U6/RE/90/31	315mm	R688.86
	U6/RE/90/35	355mm	R959.70
	U6/RE/90/40	400mm	N/A
	U6/RE/90/50	500mm	N/A

CL6 EQUAL JUNCTIONS


45° & 90° EQUAL JUNCTION	Product code	Size	Price(Rand)
	U6/JE//75	75mm	R27.88
	U6/JE//11	110mm	R54.59
	U6/JE//16	160mm	R168.97
	U6/JE//20	200mm	R269.96
	U6/JE//25	250mm	R498.24
	U6/JE//31	315mm	R890.20
	U6/JE//35	355mm	R1200.57
	U6/JE//40	400mm	
	U6/JE//50	500mm	

CL6 DOWNPIPE SHOES

DOWNPIPE SHOE	Product code	Size	Price (Rand)
	U6/DPS/11	110mm	R50.00
	U6/DPS/16	160mm	R90.00
	U6/DPS/20	200mm	R130.74
	U6/DPS/25	250mm	R192.97
	U6/DPS/31	315mm	R588.62
	U6/DPS/35	355mm	R598.81
	U6/DPS/40	400mm	R898.17
	U6/DPS/50	500mm	2200.74

CLASS 6 RAIN & STORMWATER FITTINGS

CL6 REDUCING JUNCTION

45° & 90° REDUCING JUNCTION	Product code	Size	Price (Rand)
	U6/JR/16-11	160X110	R108.33
	U6/JR/20-11	200X110	R156.98
	U6/JR/25-11	250X110	R295.93
	U6/JR/31-11	315X110	R410.46
	U6/JR/35-11	355X110	R510.86
	U6/JR/40-11	400X110	R640.77
	U6/JR/50-11	500X110	R1000.62
	U6/JR/20-16	200X160	R266.55
	U6/JR/25-16	250X160	R345.05
	U6/JR/31-16	315X160	R518.29
	U6/JR/35-16	355X160	R587.92
	U6/JR/40-16	400X160	R680.55
	U6/JR/50-16	500X160	R1222.56
	U6/JR/25-20	250X200	R280.33
	U6/JR/31-20	315X200	R650.52
	U6/JR/35-20	355X200	R707.95
	U6/JR/40-20	400X200	822.35
	U6/JR/50-20	500X200	R1447.93
	U6/JR/31-25	315X250	R798.83
	U6/JR/35-25	355X250	R830.51
	U6/JR/40-25	400X250	R914.07
	U6/JR/50-25	500X250	R1601.45
	U6/JR/35-31	355X315	R1100.18
	U6/JR/40-31	400X315	R986.40
	U6/JR/50-31	500X315	R1845.53
	U6/JR/40-35	400X355	R1348.28
	U6/JR/50-35	500X355	R2364.42
	U6/JR/50-40	500X400	2990.06

CLASS 6 RAIN & STORMWATER FITTINGS

CL6 REDUCERS

REDUCER	Product code	Size	Price (Rand)
	U6/R/16-11	160X110	R50.11
	U6/R/20-11	200X110	R67.70
	U6/R/25-11	250X110	R171.32
	U6/R/31-11	315X110	R279.02
	U6/R/35-11	355X110	R288.00
	U6/R/40-11	400X110	R486.56
	U6/R/50-11	500X110	R670.25
	U6/R/20-16	200X160	R98.56
	U6/R/25-16	250X160	R178.85
	U6/R/31-16	315X160	R302.66
	U6/R/35-16	355X160	R390.47
	U6/R/40-16	400X160	R498.03
	U6/R/50-16	500X160	R643.81
		U6/R/25-20	250X200
U6/R/31-20		315X200	R300.63
U6/R/35-20		355X200	R400.53
U6/R/40-20		400X200	569.10
U6/R/50-20		500X200	R680.86
U6/R/31-25		315X250	R200.04
U6/R/35-25		355X250	R463.89
U6/R/40-25		400X250	R530.69
U6/R/50-25		500X250	R730.21
U6/R/35-31		355X315	R508.80
U6/R/40-31		400X315	R603.36
U6/R/50-31		500X315	R812.32
U6/R/40-35		400X355	R575.37
U6/R/50-35		500X355	R876.00
U6/R/50-40	500x400	R995.00	

